



All Purpose

SLOW RELEASE LAWN FERTILISER

Professional turf managers and home gardeners around the world rely on the Scotts Lawn Builder slow release technology to build thicker, greener lawns and recreational turf.



All Purpose

SLOW RELEASE LAWN FERTILISER

GUARANTEED ANALYSIS Scotts Lawn Builder NPK 32:0:8

32%	Nitrogen (N) 0.8% as ammonium nitrogen 31.2% as urea and methylene urea slow release nitrogen
8%	Potassium (K) as potassium sulphate
4.6%	Sulphur (S) as sulphate
0.7%	Iron (Fe) 16900mg/kg

This product contains <0.5mg/kg cadmium (Cd), 3mg/kg lead (Pb) and <0.1mg/kg mercury (Hg). Therefore this product may be used without restriction on food and animal feed crops.

CAUTION KEEP OUT OF REACH OF CHILDREN.

This product contains fertiliser salts. Avoid eye contact with contents. If contact occurs, flush eyes with water immediately for 15 minutes. If swallowed, drink 1-2 glasses of water. Consult physician. In case of emergency only, phone NZ 0800 734 607 (24 hours).

FOR FREE GARDENING TIPS AND INFORMATION,
CALL OUR GARDEN HELPLINE TOLL FREE:
Australia 1800 804 219 or
NZ 0800 449 213
www.scottsaustralia.com.au



WHEN DO I FEED MY LAWN?

Apply anytime of year. For best results feed three times per year.



ONE ANNUAL FEEDING
IN EARLY SPRING



SECOND ANNUAL FEEDING
IN EARLY SUMMER

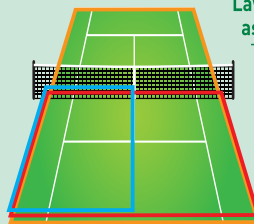


THIRD ANNUAL FEEDING
IN AUTUMN

HOW MUCH WILL I NEED?

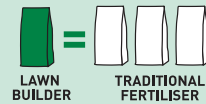
Lawn Builder is unlike traditional fertilisers as you use **less to feed more.**

To determine the size of your lawn in m², multiply the length by the width in metres.



- ¼ of a tennis court equals approx 65m²
- ½ of a tennis court equals approx 130m²
- 1 whole tennis court equals approx 260m²

You will need to apply **14g/m²** of your lawn.



This pack treats
175m²
That's more than
½ a tennis court!

HOW DO I APPLY IT?

DRY METHOD

During water restriction periods, apply to lawn without watering in. Scotts Lawn Builder is safe on lawn until next rain or watering, when evenly and correctly applied with a spreader. Guaranteed to green the lawn within one week of obtaining moisture.

FAST METHOD

Greener in 2 days with watering. For fast results apply to moist foliage, wait 24 hours then water in thoroughly.

For best results use a Scotts Spreader, however if applying by hand ensure even distribution.

APPLYING BY SCOTTS SPREADERS



EvenGreen Drop Spreader
- SETTING 6



EasyGreen Rotary Spreader
- SETTING 26½



HandyGreen Hand Held Spreader
- SETTING 3

- Sweep excess granules off paths, driveways, shoes, etc. to avoid iron stains. See important note below.
- Do not use on a new lawn less than 8 weeks old. Use Lawn Builder Seed & Turf Starter Fertiliser instead.
- Use half of the suggested rate for summer application on cool season grasses, e.g. Bent Grass.
- Fertiliser application should be avoided if temperature is expected to exceed 30°C.
- Scotts Lawn Builder is not recommended for use on other plants.

IMPORTANT

This product when wet, will cause iron stains. Be sure to sweep all granules off paths, coping, paving, driveways, shoes, etc. immediately after use. Do not allow the granules to come into contact with these surfaces when wet.

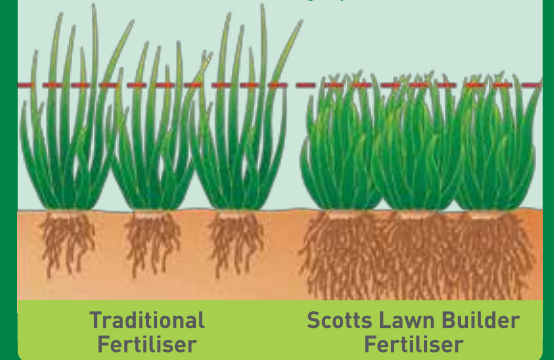


All Purpose

SLOW RELEASE LAWN FERTILISER

Scotts Lawn Builder delivers superior results vs traditional fertilisers

- Deeper green
- Thicker lawn
- No surge growth, less mowing
- Deeper root system
- Stronger plants



PROFESSIONAL QUALITY GUARANTEE



The Scotts Difference

Unlike traditional fertilisers, every particle of Scotts Lawn Builder™ contains Scotts patented timed-release Nitrogen and Potassium, formulated to release nutrients just as your lawn needs them.

- ✓ Your lawn will be greener and stay greener for up to 3 months.
- ✓ Controlled feeding eliminates waste, prevents burning and surge growth.

^okay to re-enter lawn after application
*when used according to directions



Scotts Australia Pty. Ltd.
ACN 003 123 162
Building E, Level 2, 32 Lexington Drive,
Bella Vista NSW 2153 Australia, or
L4, 152 Fanshawe St, Auckland, New Zealand.